

# Geochemical characteristics of REE in the Late Neo-proterozoic limestone from northern Anhui Province, China

CHEN Song<sup>1,2\*</sup>, GUI Herong<sup>1</sup>, and SUN Linhua<sup>1</sup>

<sup>1</sup> School of Earth Sciences and Engineering, Suzhou University, Suzhou 234000, China

<sup>2</sup> School of Resource and Earth Science, CUMT, Xuzhou 221116, China

\* Corresponding author, E-mail: chensong830321@163.com

Received August 24, 2013; accepted November 15, 2013

© Science Press and Institute of Geochemistry, CAS and Springer-Verlag Berlin Heidelberg 2014

**Abstract** Ten representative limestone samples [six from Wangshan Formation (WL) and the other four from Gouhou Formation (GL)] were collected from outcrops of the northern Anhui Province, and REE concentrations in limestone were measured by ICP-MS. The depositional environment and source of the REE were analyzed, and the results imply that the total REE of samples are low compared with the recent marine sediments, which range from 9.61 to 54.18 mg/kg and an average of 22.93 mg/kg. The PAAS-normalized REE+Y patterns of limestone are characterized by (1) light REE depletion in WL and enrichment in GL with the values of  $(Nd/Yb)_{SN}$  ranging from 0.65 to 0.91 and 1.12 to 1.46, respectively; (2) light negative Ce anomaly (0.85–1.02) and positive La anomaly (0.92–1.27); and (3) both Eu (0.91–1.23) and Y (1.42–2.38) expressing light positive anomaly. The character indicated that the depositional environment was oxygenated, with infection by the hydrothermal activity and contamination of detritus.

**Key words** rare-earth elements; geochemistry; Late Neo-proterozoic; limestone; Anhui Province

## 1 Introduction

Rare-earth elements (REE) concentrations were highly interested by many geologists for their unique characteristics (Henderson, 1984). A series of previous studies have shown that chemically sedimentary rocks (e.g. carbonate or banded iron formation) are useful proxies for the recording of REE patterns in the water where they were precipitated (Bolhar, 2007; Northdurft, 2004). Though the REE concentrations in carbonate rocks are low (Goldberg, 1963; Tlig and M'Rabet, 1985), they are useful to identify the marine versus non-marine sources of REE (Frimmel, 2009; Zhao, 2009). REE is considered as an indicator to identify the depositional environmental system (such as widespread marine anoxia, oceanic redox conditions, proximity to source area, lithology and diagenesis, and paleogeography and depositional models), for the distribution of REE is sensitive to water depth, salinity, oxygen level, and input sources (Northdurft,

2004).

The previous study showed that marine chemical sediments (e.g. carbonates) are characterized by a uniform light REE depletion, a negative Ce anomaly, a slight positive La anomaly and remarked positive Y anomaly in PASS-normalized diagrams, which are conform to the Seawater REE patterns (Northdurft, 2004), however, the acidic hydrothermal fluids show very different REE+Y patterns (e.g. positive Eu anomaly and MREE enriched) (Bau, 1999).

Northern Anhui Province is located on the southeastern margin of the North China Craton (NCC), with huge Neoproterozoic sedimentary which constituted mainly by carbonates (Fig. 1A). Since 1960's, many related researches on stratigraphy, paleontology, petrology, sedimentology and geochemical have been conducted (Qiao and Gao, 2000; Sun, 2011). However, no systematic study has yet been carried out on REE geochemistry of the Late Neoproterozoic limestone in northern Anhui Province. In the paper, we report new

REE data and its variations in limestone. Our aims are to trace the depositional environment, and to interpret the source of REE and anomalies (e.g. Ce, Eu, and Y).

## 2 Geological background

The study area which belongs to Xuzhou-Suxian stratigraphic minor region, Huaibei superregion, is located in the Lingbi uplift of the Huaibei depression on the southeastern margin of NCC (Fig. 1A), about 120 km west to the Tancheng-Lujiang Fault. The tectonic framework is mainly NE-SW trending, which was controlled by northwestward compression from the convergence of the Yangtze Craton and NCC during the Mesozoic-Cenozoic (Wang, 1999). The study area is located at Langan villages, north part of Lingbi County, northern Anhui Province. The Neoproterozoic strata in the area from the bottom to top are mainly constituted by carbonate rocks, which were formed on a carbonate platform, a shallow epi-continental environment, with the frequently raising and declining of sea level (Fig. 2).

## 3 Sample collection and analysis

Samples were collected from the outcrops of the Wangshan Formation (WL) and Gouhou Formation

(GL) (Fig. 1B and Fig. 2). The samples were washed thoroughly with distilled water to remove the contamination. Ten representative samples were selected to analyses, including six WL and four GL. The selected samples were washed with distilled water, air dried and grinded with an agate mortar and sieved through a 200 mesh for chemical analysis. Trace elements (rare-earth elements) of rocks were analyzed by PE Elan 6000 ICP-MS at the Key Laboratory of Isotope Geochronology and Geochemistry, CAS, the relative derivations were lower than 5% (determined by the analysis of USGS international standard samples), and detail analytical procedures are after Liu (1996). Each sample was analyzed three times, and the final results were presented as average ( $n=3$ ).

## 4 Results and discussion

The REE concentrations and related ratios are listed in Table 1. REE abundance was normalized to a standard shale average (PAAS of Talyor and McLennan) (Taylor and McLennan, 1985). The total REE contents of measured samples range from 9.61 to 54.18 mg/kg, with an average of 22.93 mg/kg, which are very low compared with recent marine sediments and PAAS. PAAS-normalized REE+Y patterns of WL and GL are given in Fig 3 (A, B).

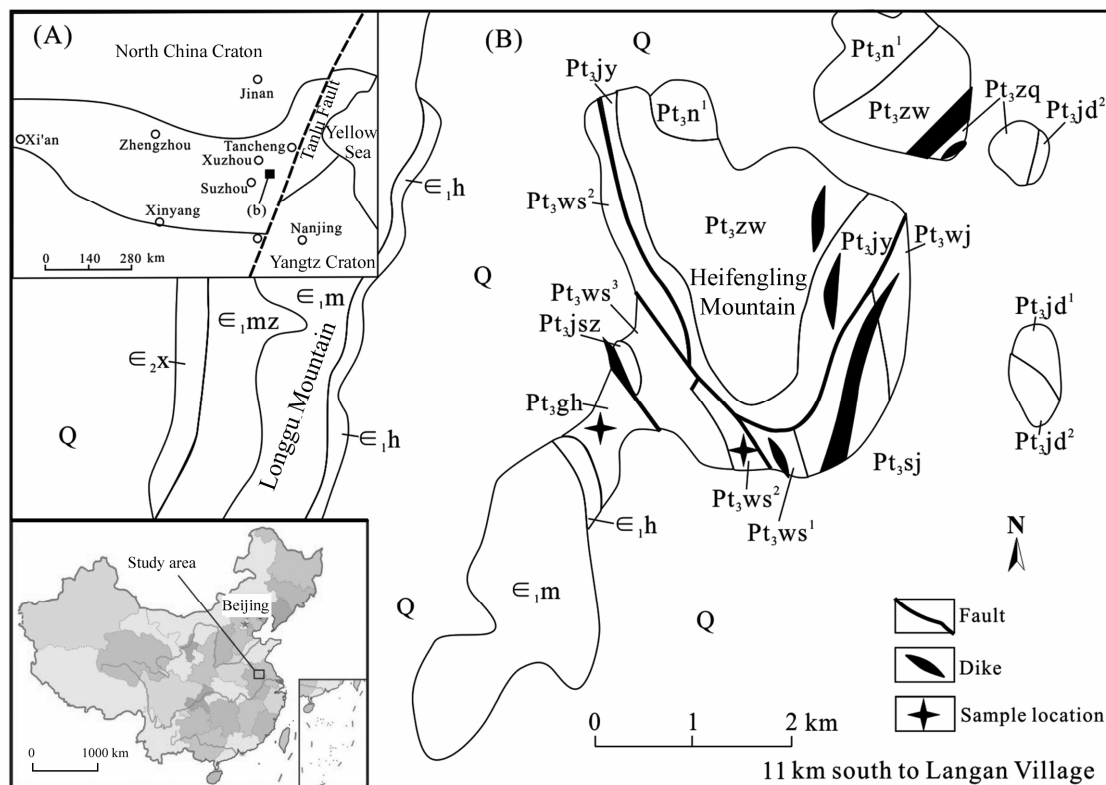


Fig. 1 Location (A) and simplified geological (B) map of the study area.

As shown in Fig 3(A), the REE of WL were characterized by uniform LREE depletion, positive La anomaly, a negative Ce anomaly, and remarked positive Y anomaly. The LREE depletion was expressed by their  $Nd_{SN}/Yb_{SN}$  ratios (0.65–0.91) (SN means PAAS normalized). The REE+Y patterns of GL display differently by with the WL, including the HREE depletion [expressed by their  $Nd_{SN}/Yb_{SN}$  ratios (1.12–1.46)] and the lightly positive Y anomaly.  $La_{SN}$  and  $Ce_{SN}$  anomalies were calculated using the relationship shown in Fig. 3(C), following the technique of Bau and Dulski (1996) (modified by Webb and Kamber, 2000; Bau, 1996; Webb and Kamber, 2000), most of the samples show positive La and negative Ce anomalies ( $Ce/Ce^*=0.85–1.02$ ;  $Pr/Pr^*=0.99–1.11$ ). All of the samples have positive Gd anomalies, with the ratio of  $Gd/Gd^*$  ranging from 1.03 to 1.17. In conclusion, the PAAS-normalized REE+Y patterns of limestone (Fig. 3A, B, Table 1) are characterized by the unique positive La anomaly ( $La/La^*=0.92–1.27$ ), negative Ce anomaly ( $Ce/Ce^*=0.85–1.02$ ), a light Eu positive anomaly ( $Eu/Eu^*=0.91–1.23$ ) and Y positive (Y anomaly 1.42–2.38).

#### 4.1 Sources of REE

The average REE concentrations of limestone are more or less comparable with typical marine carbonate value (~28 mg/kg) (Bellanca, 1997). The PAAS-normalized REE+Y patterns of limestone were expected the retention of seawater characteristics including: (1) uniform light REE depletion, (2) a negative Ce anomaly, and (3) a slight positive La anomaly (Bau, 1999). Additionally, seawater Y/Ho ratios are distinctively high, for their different complexation behavior in surface. However, a few of the REE+Y patterns obtained in this study do not conform to typical seawater patterns. Thus the possibility of sources from contamination needs to be assessed carefully before deducing chemical peculiarities for the precipitating waters and thus depositional environments. The major possible sources of contamination include: (1) terrestrial particulate matter, which is a major source for marine REE, without the seawater-like patterns (e.g. shale); (2) Fe and Mn oxides; (3) phosphates, which have a high affinity for REE in diagenetic fluid (Northdurft, 2004).

**Table 1 Trace element (REE) concentrations (mg/kg) of the Late Neoproterozoic limestone from northern Anhui Province, China**

Formation Sample No.	Wangshan Formation						Gouhou Formation			
	H-2	H-3	H-5	H-6	H-9	H-10	GH-1	GH-2	GH-3	GH-4
La	3.98	2.98	1.36	1.70	9.15	1.81	3.82	2.44	7.29	5.61
Ce	7.93	5.47	2.46	2.96	16.50	3.45	7.51	4.50	11.70	11.20
Pr	0.96	0.66	0.30	0.33	1.98	0.40	0.89	0.51	1.54	1.22
Nd	3.77	2.61	1.20	1.32	7.71	1.46	3.26	1.82	5.71	4.61
Sm	0.83	0.53	0.26	0.28	1.68	0.30	0.62	0.36	1.09	0.92
Eu	0.17	0.12	0.07	0.07	0.36	0.06	0.11	0.07	0.23	0.18
Gd	0.90	0.57	0.27	0.31	1.61	0.30	0.50	0.32	1.03	0.89
Tb	0.14	0.09	0.05	0.05	0.25	0.05	0.08	0.05	0.16	0.13
Dy	0.79	0.53	0.28	0.28	1.39	0.25	0.37	0.24	0.81	0.67
Y	5.72	4.68	2.93	2.67	11.40	1.97	2.18	1.61	5.30	4.47
Ho	0.17	0.13	0.06	0.07	0.32	0.06	0.08	0.05	0.17	0.16
Er	0.52	0.34	0.19	0.21	0.85	0.17	0.21	0.15	0.46	0.41
Tm	0.07	0.04	0.02	0.03	0.12	0.02	0.03	0.02	0.06	0.06
Yb	0.43	0.30	0.15	0.17	0.75	0.13	0.19	0.11	0.38	0.34
Lu	0.07	0.04	0.02	0.02	0.11	0.02	0.03	0.02	0.05	0.05
REE	17.65	19.10	9.61	10.46	54.18	10.45	19.86	12.27	35.98	30.93
Ce/Ce*	0.91	0.91	0.89	0.98	0.92	0.98	0.95	1.00	0.85	1.02
Eu/Eu*	0.94	1.01	1.23	1.09	1.04	0.99	0.94	0.91	1.04	0.96
Pr/Pr*	1.03	1.02	1.03	0.99	1.03	1.04	1.05	1.05	1.11	1.00
Y anomaly	1.69	1.98	2.38	2.11	1.87	1.78	1.42	1.57	1.57	1.51
La/La*	1.00	1.13	1.12	1.27	1.10	0.97	0.92	0.97	1.02	1.03
$Nd_{SN}/Yb_{SN}$	0.74	0.74	0.68	0.65	0.86	0.91	1.46	1.34	1.26	1.12
Y/Dy	7.25	8.81	10.39	9.43	8.20	7.94	5.97	6.65	6.52	6.63
Y/Ho	32.87	36.85	45.29	39.38	35.40	33.11	28.02	31.14	31.74	28.47
Zr	18.50	8.32	3.16	5.03	15.50	6.51	10.20	6.27	20.50	23.10
Th	0.99	0.46	1.31	1.48	1.69	0.77	0.24	0.36	1.33	0.49
Er/Nd	0.14	0.13	0.16	0.16	0.11	0.12	0.06	0.08	0.08	0.09

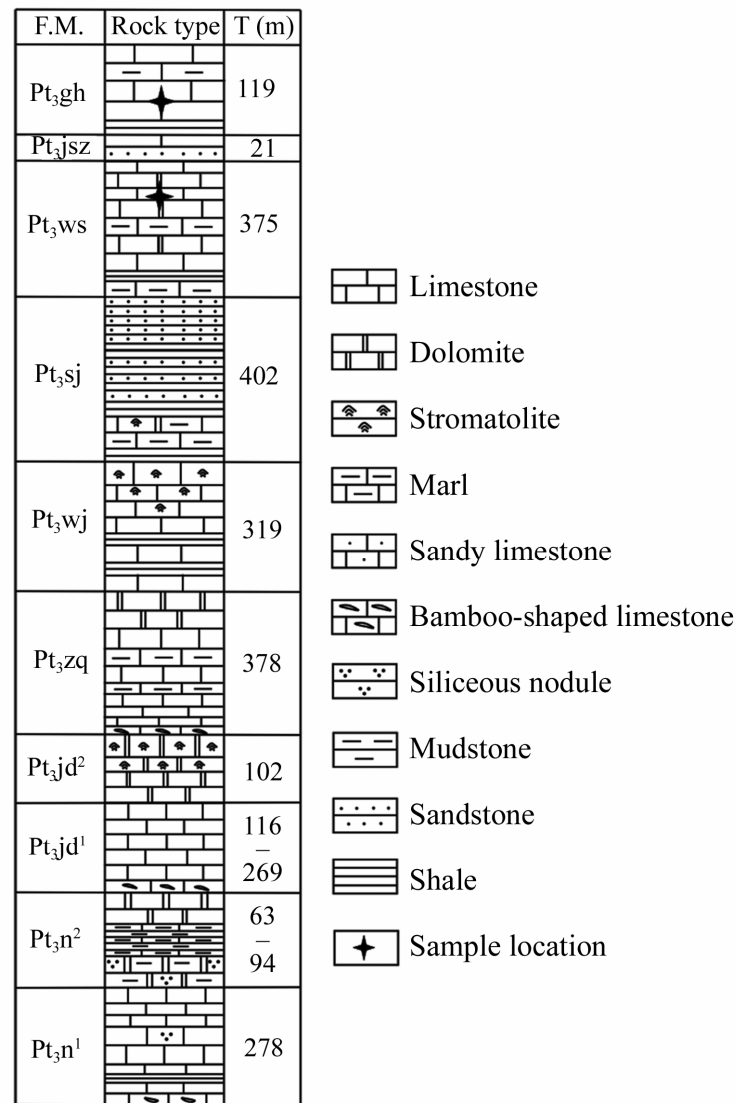


Fig. 2. Stratigraphic column of the study area and the distribution of samples.

Previous research showed that as little as 2% shale contaminations could change REE patterns (Northdurft, 2004). Trace elements (such as Zr and Th) could infer terrigenous material, what are concentrated in different detrital minerals. Good positive correlations between REE and Zr, and between REE and Th of samples were expected for terrestrial clastic contaminating. Fig. 3 (E, F) shows that a good positive correlation exists between Zr and Th ( $R^2=0.89$ ), and a positive correlation also exists between Zr and REE. Thus, the view that REE in limestones having been variously affected by detrital materials could be reliable.

The value of Er/Nd ratio is about 0.27 in normal seawater (De, 1988). The high Er/Nd ratio of limestone effectively reveals the seawater signature retained by the marine carbonate. The detrital material

or diagenesis can reduce the Er/Nd value to lower than 0.1, for the preferential concentration of Nd relative to Er (Bellanca, 1997). The Er/Nd ratios of the limestone are ranging from 0.11–0.16 in WL and 0.06–0.09 in GL (Table 1), with a good positive correlation between Nd and Er ( $R^2=0.87$ ) (Fig. 3D), indicating that the influence of detrital materials in limestone are reliable, especially in GL.

Diagenesis would change the values of Ce and Eu anomaly, along with good correlations between Ce/Ce\* and REE, and between Ce/Ce\* and Eu/Eu\* (Liu, 2006). As shown in Fig. 3 (G, H), there are no significant correlations or weak correlations between the Ce/Ce\* and REE, and between Ce/Ce\* and Eu/Eu\*, suggesting that the affection of diagenesis process on the REE concentrations is limited.

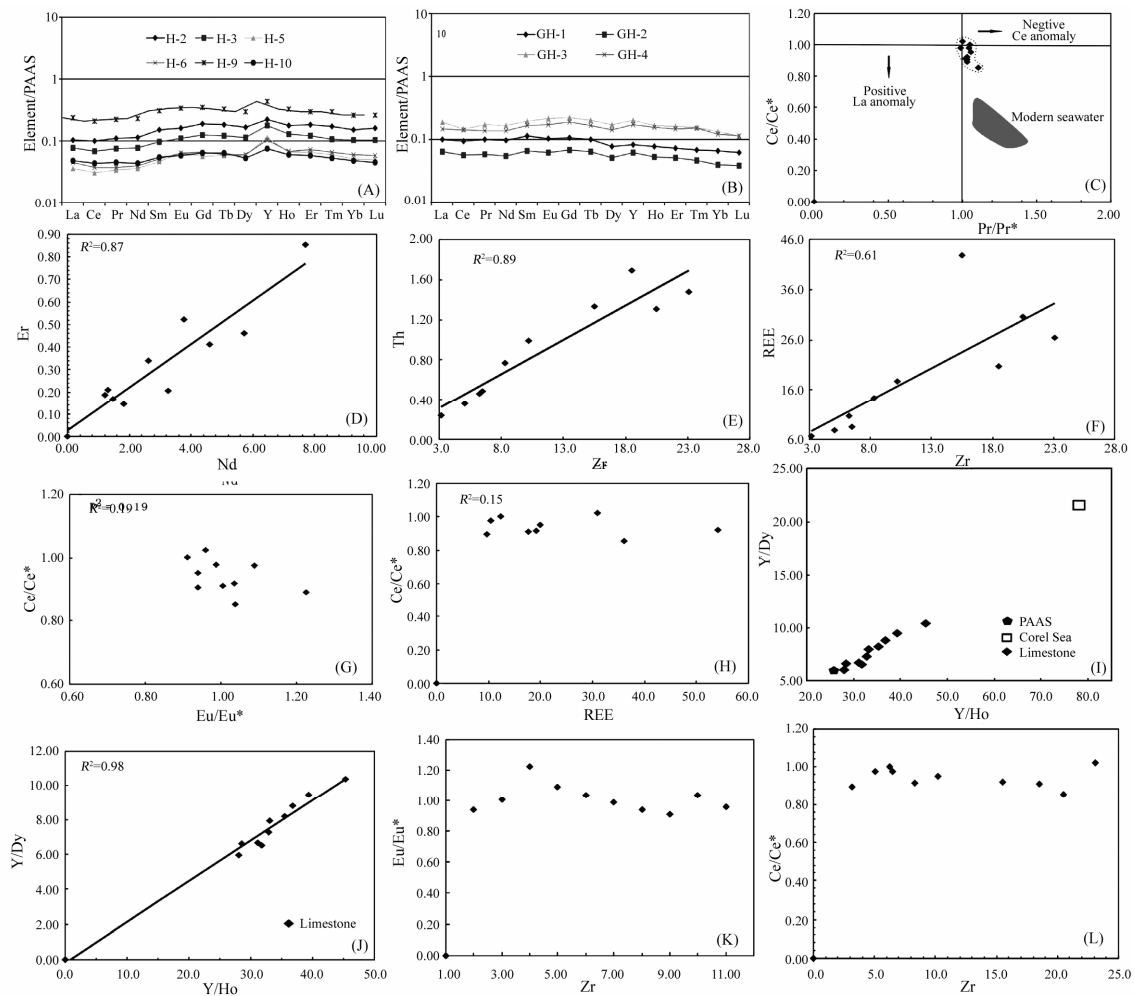


Fig. 3. Diagrams of REE and related values of the Late Neoproterozoic limestone from northern Anhui Province, China.

#### 4.2 Y/Ho

Yttrium is inserted between Ho and Dy in the REE pattern according to its identical charge and similar radius (Bau, 1996). The terrigenous materials and volcanic ash have constant chondritic Y/Ho ratio of  $\sim 28$ , and seawater generally displays high Y/Ho ratios (44–74). Y/Ho ratios express a significant variation among the open-ocean seawater and the ocean margin seawater (Nozaki, 1997). Although Y and Ho have similar ionic radius, identical charge and thus similar geochemical behaviour, Ho is removed from seawater twice as fast as Y, because of the differences in the surface complexation behaviour (Nozaki, 1997). Thus, the Y/Ho ratios are different between marine and non-marine deposits (Bau, 1996; Northdurft, 2004).

As showed in Fig. 3(I, J), the Y/Ho ratios in the limestone are between those of the PAAS and Corel Sea, indicating that the limestone preserves the seawater information, though contaminated by the influ-

ence of terrigenous materials. The Y/Ho ratio and Y/Dy ratio are ranging from 28.02 to 45.29 and 5.97 to 10.39, respectively. The higher Y/Ho ratio, with a good positive correlation between Y/Ho and Y/Dy indicates that these limestones inherit the seawater characteristics.

#### 4.3 Europium and cerium anomaly

Eu is the only REE showing a changing valency in the near surface environment, where  $\text{Eu}^{3+}$  was reduced to  $\text{Eu}^{2+}$  under extremely reducing conditions. Redox potential of  $\text{Eu}/\text{Eu}^*$  in aqueous solutions depends mainly on temperature and to a lesser extent on pressure, PH, and REE speciation (Bau, 1996), which explains that the positive Eu anomalies are typically found in acidic, reducing hydrothermal fluids.

In this study, the samples display a large variations in  $\text{Eu}/\text{Eu}^*$ , ranging from 0.94 to 1.23 in WL, and 0.91 to 1.04 in GL (normalized by PAAS values; Table 1). Positive Eu anomalies are uncommon in seawater,

which is generally resulted by these actors: (1) an increased oceanic input of hydrothermally originated fluids at mid oceanic ridges (German, 1999); (2) a slight increase in the primary or detrital feldspar component (Madhavaraju, 2010); and (3) the diagenetic alteration in the limestone (Brand, 1980).

Elements like Zr and Th are useful for understanding the presence of detrital feldspar in the bulk sediments. As shown in Fig. 3 (K), the Eu/Eu\* ratios do not show a good correlation with Zr, which suggests that the positive Eu anomaly in the limestone may not be due to the detrital inclusion. Weak or no correlations between Ce/Ce\* and Eu/Eu\*, and between Ce/Ce\* and REE (Fig. 3 G, H) also suggest that the affection of diagenetic process on REE concentrations is limited. Hence, we consider that the positive Eu anomalies are produced by the hydrothermal activity in the Neoproterozoic, and this view is supported by previous research (Sun, 2011).

Ce anomaly is mainly observed in the seawater (Elderfield, 1982), and the values of Ce anomalies in marine limestone provide important aspects of the geological record, i.e., terrigenous input and redox condition at the time and place of deposition (Madhavaraju, 2009, 2010). The light negative Ce anomalies could suggest that these limestones were deposited in oxygenated environment, for the terrigenous input is limited from the Fig. 3 (L).

## 5 Conclusions

The REE contents in the limestones of the Late Neoproterozoic are low compared with recent marine sediments, with an average value of 22.93 mg/kg. The PAAS-normalized REE+Y patterns of limestone are characterized by (1) light REE depletion in WL, and the opposite in GL; (2) a light negative Ce anomaly and positive La anomaly; and (3) positive Eu anomaly and Y anomaly.

There are few different characteristics of REE between GL and WL, including: (1) The positive Y anomaly in GL less than that in WL; (2) the Er/Nd ratios values in GL ranging from 0.06 to 0.09, while those in WL ranging from 0.11–0.16; and (3) the lowest and the highest Y/Ho ratios values in GL being 32.87 and 45.29, whereas those in WL being 28.02 and 31.74, respectively.

The REE+Y pattern of limestone mostly shows original characteristics, though some of them are modified by detrital input into the system, which is also the possible source of REE. The diagenetic process on the limestone REE concentrations is limited for the correlations between Ce/Ce\* and Eu/Eu\*, and between Ce/Ce\* and REE are weak. The light positive Eu and negative Ce anomalies could be produced by hydrothermal activity in the Neoproterozoic and oxy-

genated environment, respectively.

**Acknowledgements** The project was supported by the National Nature Science Foundation of China (Nos. 41173106 and 41373095), the Natural Science Foundation of Anhui Province Education Department (Nos. KJ2013B289 and KJ2013A249), and the Program for Innovative Research Team in Suzhou University (No. 2013kjtd01).

## References

- Bau M. and Dulski P. (1996) Anthropogenic origin of positive gadolinium anomalies in river waters [J]. *Earth and Planetary Science Letters*. **143**, 245–255.
- Bau M. and Dulski P. (1999) Comparing yttrium and rare earths in hydrothermal fluids from the Mid-Atlantic Ridge: Implications for Y and REE behaviour during near-vent mixing and for the Y/Ho ratio of Proterozoic seawater [J]. *Chemical Geology*. **155**, 77–90.
- Bellanca A., Masetti D., and Neri R. (1997) Rare-earth elements in limestone/marlstone couplets from the Albian-Cenomanian Cismon section (Venetian region, northern Italy): Assessing REE sensitivity to environmental changes [J]. *Chemical Geology*. **141**, 141–152.
- Brand U. and Veizer J. (1980) Chemical diagenesis of a multicomponent carbonate system. 1. Trace elements [J]. *Journal of Sedimentary Research*. **50**, 1219–1236.
- Bolhar R. and Van Kranendonk M.J. (2007) A non-marine depositional setting for the northern Fortescue Group, Pilbara Craton, inferred from trace element geochemistry of stromatolitic carbonates [J]. *Precambrian Research*. **155**, 229–250.
- De Baar H.J.W., German C.R., and Elderfield H. (1988) Rare-earth element distributions in anoxic waters of the Cariaco Trench [J]. *Geochimica et Cosmochimica Acta*. **52**, 1203–1219.
- Elderfield H. and Greaves M.J. (1982) The rare-earth elements in seawater [J]. *Nature*. **296**, 214–219.
- Frimmel H.E. (2009) Trace-element distribution in Neoproterozoic carbonates as palaeoenvironmental indicator [J]. *Chemical Geology*. **258**, 338–353.
- German C.R., Hergt J., Palmer M.R., and Edmond J.M. (1999) Geochemistry of a hydrothermal sediment core from the OBS vent-field, 21°N East Pacific Rise [J]. *Chemical Geology*. **155**, 65–75.
- Goldberg E.D., Koide M., and Schmitt R.A. (1963) Rare-earth distribution in the marine environment [J]. *Journal of Geophysical Research*. **68**, 4209–4217.
- Henderson P. (1984) *Rare-earth Element Geochemistry* [M]. pp.1–32. Elsevier. New York.
- Liu Shilin, Liu Yunhua, Lin Ge, Zhou Ye, Gong Faxiong, and Zhang Desheng (2006) REE geochemical characteristics and geological significance of mudstones from Neogene, Nanpu Sag, Bohai Basin [J]. *Geoscience*. **20**, 449–456 (in Chinese).
- Liu Ying, Liu Haichen, and Li Xianhua (1996) Simultaneous and precise determination of 40 trace elements using ICP-MS [J]. *Geochimica*. **25**, 552–558 (in Chinese).
- Madhavaraju J. and Lee Y.I. (2009) Geochemistry of the Dalmiapuram Formation of the Uttatur Group (Early Cretaceous), Cauvery Basin,

- southeastern India: Implications on provenance and paleo-redox conditions [J]. *Revista Mexicana de Ciencias Geologicas*. **26**, 380–394.
- Madhavaraju J., Gonzalez-Leon C.M., Lee Y.I., Armstrong-Altrin J.S., and Reyes-Campero L.M. (2010) Geochemistry of the Mural Formation (Aptian-Albian) of the Bisbee Group, Northern Sonora, Mexico [J]. *Cretaceous Research*. **31**, 400–414.
- Nagarajan R., Madhavaraju J., Armstrong-Altrin J.S., and Nagendra R. (2011) Geochemistry of Neoproterozoic limestones of the Shahabad Formation, Bhima Basin, Karnataka, southern India [J]. *Geosciences Journal*. **15**, 9–25.
- Northdurft L.D., Webb G.E., and Kamber B.S. (2004) Rare-earth element geochemistry of Late Devonian reefal carbonates, Canning Basin, Western Australia: Confirmation of seawater REE proxy in ancient limestones [J]. *Geochimica et Cosmochimica Acta*. **68**, 263–283.
- Nozaki Y., Zhang J., and Amakawa H. (1997) The fractionation between Y and Ho in the marine environment [J]. *Earth and Planetary Science Letters*. **148**, 329–340.
- Qiao Xiufu and Gao Linzhi (2000) Earthquake events in Neoproterozoic and Early Paleozoic and its relationship with supercontinental Rodinia in North China [J]. *Chinese Science Bulletin (English edition)*. **45**, 931–935.
- Sun Linhua, Gui Herong, Chen Song, Ma Yanping, and He Zhengyu (2011) Geochemical characteristics and geological significance of the Neoproterozoic carbonates from northern Anhui Province, China [J]. *Chinese Journal of Geochemistry*. **30**, 40–50.
- Taylor S.R. and McLennan S.M. (1985) *The Continental Crust: Its Composition and Evolution* [M]. pp.312. Blackwell, New York.
- Tlig S. and M'Rabet A. (1985) A comparative study of the rare-earth element (REE) distributions within the lower Cretaceous dolomites and limestones of Central Tunisia [J]. *Sedimentology*. **32**, 897–907.
- Wang Guiliang, Jiang Bo, Cao Daiyong, and Zou Hai (1999) On the Xuzhou-Suzhou arcuate duplex-imbricate fan thrust system [J]. *Acta Geologica Sinica*. **72**, 228–236 (in Chinese)
- Webb G.E. and Kamber B.S. (2000) Rare-earth elements in Holocene reefal microbialites: A new shallow water proxy [J]. *Geochimica et Cosmochimica Acta*. **64**, 1557–1565.
- Zhao Yanyan, Zheng Yongfei, and Chen Fukun (2009) Trace element and strontium isotope constraints on sedimentary environment of Ediacaran carbonates in southern Anhui, South China [J]. *Chemical Geology*. **265**, 345–362.